

Multiple screw pumps on FPSO vessels

Typical FPSO

A variety of Leistritz pumps are available for use in oil and gas systems

During the past five decades, the booming offshore activities of the Oil and Gas Industry required new approaches to processing and transportation of the well streams from platforms and subsea fields. FPSO (Floating Production, Storage and Offloading) vessels offer an economical and flexible alternative to further develop remote fields without pipeline connection to onshore treatment facilities.

Topsides

FPSO vessels are converted tankers or specially designed floating facilities which are divided in the topsides with modules for hydrocarbon processing equipment, storage facilities and the marine section. They are permanently moored to the seabed. FPSO's make it feasible to produce small oil fields and allow an easy relocation to another field. Flow lines and flexible risers connect drilling and wellhead platforms or subsea wells to the inlet manifold of the FPSO topsides. The well flow is boosted by single phase or multiphase pumps.

Leistritz twin screw pumps of the L4-Series are particularly suitable for this purpose. They can

handle oil, produced water and gas at high flow rates and differential pressure. After entering the inlet manifold of the FPSO the three phases are separated in the first stage separator.

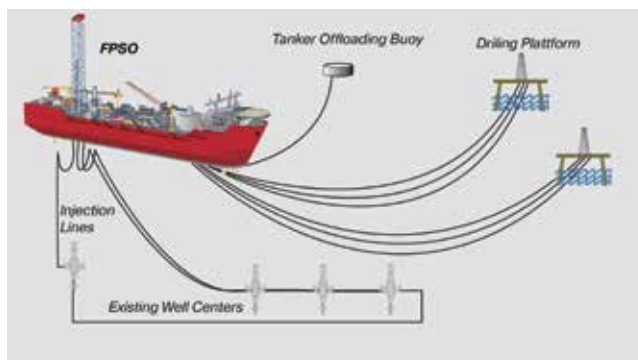
The separated gas is released to a gas treatment unit consisting of a compressor for either reinjection into the wells (gas lift) or into an export pipeline. The produced water is handled in the produced water system and the crude oil is directed to the second stage separator with an electric dehydrating system, which is used to reduce the remaining water content of the export crude oil to 0.2 to 0.5 per cent. Leistritz twin screw pumps of the L4-Series serve as transfer and feed pumps

within the system. The generally high chloride content of the produced water requires duplex stainless steel for the wetted pump parts.

The export crude oil is transferred from the electric dehydration system into the FPSO's own storage facilities by twin screw pumps (L4-Series) or triple screw pumps (L3-Series). High volume twin screw pumps transfer the crude oil to shuttle tankers which serves refineries and storage terminals onshore.

The topside has modules for power generation with gas engines or turbines. Triple screw pumps of the L3-Series are used as lube oil pumps on the lubrication systems. Similar systems are also installed on the gas compressors of the FPSO.

Typical FPSO Arrangement with Topside and Subsea Facilities



Marine section

The screw pumps of the L2-, L3- and L5-Series are used at various locations in the marine section of the FPSO vessel:

- As lube oil transfer pumps
- As main lube oil pumps and pre-lube oil pumps for dry or submerged installation for the main engine and gear reducers
- As fuel oil transfer pumps
- As fuel oil feeder pumps

- As fuel oil booster pumps
- As boiler supply pumps
- As separator supply pumps
- As hydraulic pumps in hydraulic systems for hydraulic driven propellers, hydraulic motors, steering gears, etc.
 - As hydraulic pumps for the gears of the winches used for anchors or mooring lines

Rotary positive displacement screw pumps

The oil and gas industry and the marine industry offer a wide range applications to screw pumps. Screw pumps are rotary positive displacement pumps, which have certain advantages over other pump designs:

- The capability of handling liquids with low or very high viscosities.
- High efficiencies, hence, low power requirement.
- Low shear pumping of oil/water mixtures.

- Pump flow rates almost independent of the back pressure.
- Self priming.
- Smooth and almost pulsation-free operation with low noise level.
- Capable of handling liquids with entrained gas.
- Easy flow control by speed variation.

Three-rotor-screw pumps (L3-Series) and five-rotor-screw pumps (L5-Series)

A set of three (or five) screws is installed in a pump casing. The centre screw drives the idler screws which are located on either side resp. around the drive screw. The pumped product is carried in cavities formed between the screws and the casing from the suction to the discharge side of the pump. A hydrodynamic liquid film between the drive screw and the idlers prevents immediate

contact between the screws and ensures friction-free operation with no wear. Internal hydraulic balancing guarantees low loads on the bearing. A mechanical seal seals the drive screw against the atmosphere.


Three (or five)-rotor-screw pumps can handle liquids with good lubricating properties and flow rates upto 700 m³/h (3,100 USGPM) at differential pressures up to 280 bar (4060 psi) and viscosities ranging from 1 to 15,000 mm²/s.

The majority of three (or five)-rotor-screw pumps are used for the lube oil supply on combustion engines and other large rotating equipment. The pumps are either directly attached to the equipment or part of stand-alone lube oil systems, e.g. acc. to API 614.

For crude oil with a low API gravity and differential pressures up to 130 bar, three-rotor-screw pumps can also be employed as pipeline or transfer pumps.

Leistritz
LEISTRITZ PUMPEN GMBH

The Screw of Archimedes



Leistritz Screw Pumps
2-, 3-, 4- and 5-Spindle



Tradition meets Innovation

Oil & Gas - On- and Offshore



Oil & Gas - Refinery



Leistritz Screw Pumps and Systems in India

Leistritz Screw Pumps are working for many years (55 years) in India.

Leistritz Screw Pumps are in successful operation in:

Oil & Gas - Refineries - Offshore Platforms - Petrochemical Plants - Chemical Plants - Power Plants - Cement Plants - Pulp & Paper - Ordinance Factories - Defense - Steel Plants - Fertilizers - and in Ship Building.

Leistritz Screw Pumps are preferred by:-

EPC Contractors and OEMs like Lube Oil Skid manufacturers, Gear Manufacturers and Turbine Manufacturers.

Oil & Gas - Distribution & Storage



Cargo & Liquid Handling - FPSO



Capacity max.: up to 22,000 GPM (up to 5,000 m³/h)

Differential Pressure max.: up to 4,060 psi (up to 280 bar)

LEISTRITZ PUMPEN GMBH

Markgrafenstrasse 29-39

D-90459 Nuremberg

Germany

Phone: +49 911 4306 0

Fax: +49 911 4306 490

E-Mail: pumps@leistritz.com

www.leistritz.com

Subsidiary in India:

Carmel Engineers Private Limited

New No.13, First Floor

Gopalakrishna Street, T.Nagar

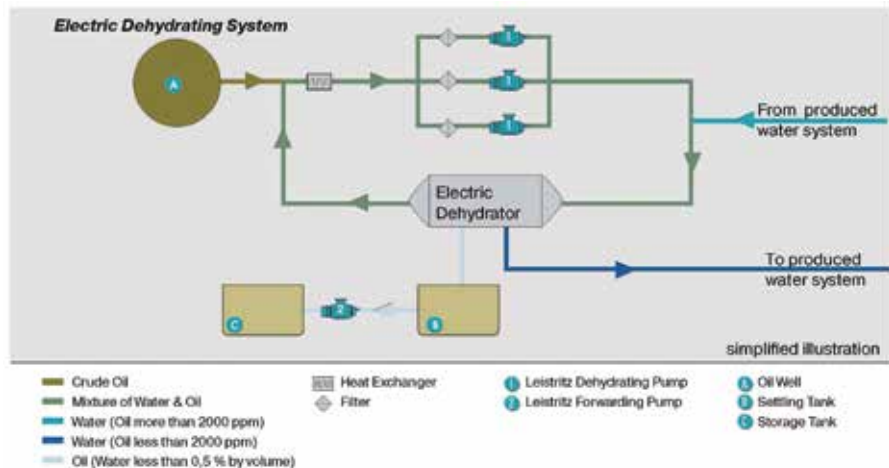
Chennai 600017, India

Phone: +91 44 42606001 / 28151898

Fax: +91 44 28150620

E-Mail: engineers@carmelgroup.in

Fig. 4: Electric Dehydrating System with Leistriz L4-Series Twin Screw Pump



Twin screw and multi-phase pumps (L4-Series)

Twin screw pumps are of double volute design and the pump bearings are not exposed to axial forces. The torque from the drive screw is transmitted to the idler screw by oil lubricated timing gears. Both screws are not in contact with each other. This makes twin screw pumps particularly suitable for handling non-lubricating, contaminated and high viscous liquids (up to 100,000 mm²/s) or liquids containing gas.

The pump casing is steel welded with an option for various port positions. For sour gas service, materials in accordance with the NACE requirements are selected.

The screws are cut from single piece bar stock for maximum stiffness and minimum shaft deflection under all operating

conditions. Surface hardening increases the wear resistance of the screws. Drive shaft and idler shafts are sealed by single or double acting mechanical seals. Each screw is carried in heavy duty and lifetime optimised bearings.

For upstream applications, twin screw pumps are used as pipeline pumps for crude oil, as pipeline booster pumps, produced water pumps or for gathering and transfer duties onshore, on offshore platforms or FPSO's.

Flow rates up to 5000 m³/h (755,300 bpd) and differential pressures up to 150 bar (2,175 psi) can be handled.

With decreasing oil reserves but an increasing oil price, multi-phase pumps offer the possibility to recover efficiently oil and gas from matured fields with low pressure wells. Conventional equipment like separators, compressors, individual flow lines, etc. is replaced by an economical multi-phase pump unit which also boosts the well

flow to a central treatment facility through only one pipeline. The vast elimination of flaring contributes to the growing environmental consciousness. A small footprint and the low weight makes multi-phase pumps particularly suitable for the installation on offshore platforms.

Fig. 10: Leistriz Twin Screw Pump – L4 Series

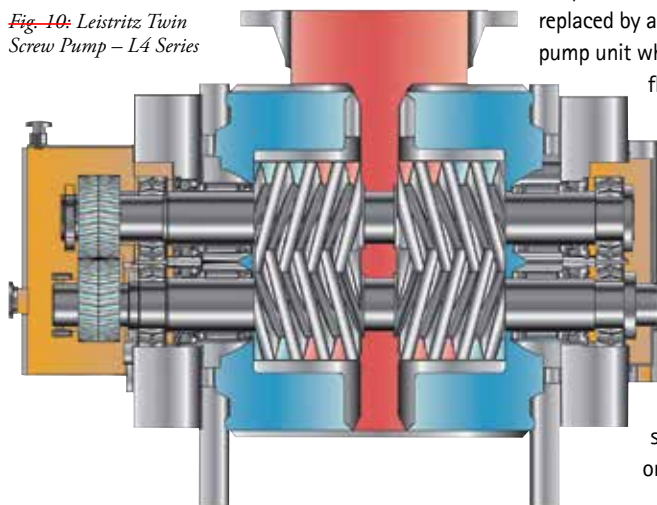


Fig. 5: Vertical Twin Screw Pump as Crude Oil Export Pump for a FPSO

Multiphase pumps handle oil, water and gas mixtures with gas fractions as high as 100 per cent.

Where longer gas slugs are expected, external liquid management systems are provided. Such systems are located upstream of the pump discharge and within the skid limits and provide constant liquid injection as an internal liquid seal between screws and liner during the compression of the gas phase. ■

This article was supplied by Leistriz Pumpen GmbH.